






Langford Village CP School

Year 2 Homework Menu

Spring Term 2026

Homework Deadlines: Monday 2nd February and Monday 16th March Choose one activity from the grid to complete for each deadline. You have around five weeks to complete a piece of work so take time to complete it as a project. A piece of writing is expected to accompany each piece. The topics below are just suggestions for ideas you could work on but feel free to research any aspect of the subjects we are learning in class.

<p>London in Flames A HISTORY based project</p> <p>Create a mini-information poster about the Great Fire of London. Include:</p>  <ul style="list-style-type: none"> ○ When it happened ○ Where it started ○ What houses were made of ○ How the fire spread ○ At least 1 picture (drawn or printed) <p>Optional extension: Make a small model of a 1666 London house using a cereal box</p>	<p>Material Detectives! A SCIENCE based project</p> <p>Choose five objects from around your home. Draw each one and label:</p> <ul style="list-style-type: none"> ○ What material it is made from ○ Why that material is suitable ○ What would happen if it were made from a different material <p>Optional extension: Try a “waterproof test” using paper, fabric, and foil. Record what happens.</p>	<p>My dream for the future A PSHE based project</p> <p>Draw a picture of something you would love to learn or achieve this year (e.g., riding a bike, learning a new skill, doing a good deed every day).</p>  <p>Write 3 steps you could take to achieve your goal.</p> <p>Add a short sentence about how you would feel once you reach it.</p>
<p>A day in my life An ENGLISH based project</p> <p>Keep a diary for at least a week</p> <p>Create a front cover for your diary and write diary entries.</p> <p>Include:</p>  <ul style="list-style-type: none"> • Dear Diary, • What you did • How you felt 	<p>Build a strong structure A DT based project</p> <p>Build a simple structure (bridge, tower, house) using materials such as paper, cardboard, straws, or sticks.</p> <p>Test its strength by placing coins or small toys on top of it.</p> <p>Take a photo or draw what you built.</p> <p>Write one sentence about what made your structure strong.</p>	<p>Shape hunt! A MATHS based project</p> <ul style="list-style-type: none"> • Go on a 2D and 3D shape hunt around your home or outside. • Draw or photograph at least 8 shapes you find. • Label each shape (e.g., <i>cube, sphere, triangle, rectangle</i>). • Create a shape tally chart showing how many of each you found. <p>Optional extension: Make a shape picture using only 2D shapes.</p>

Project Deadlines:

Term 3 - Monday 2nd February 2026

Term 4 – Monday 16th March 2026

Over the next term, you'll be completing homework projects that you can feel really proud of. It's your chance to explore something fun, stick with it, and show off your amazing ideas and effort. We can't wait to see what you create, and we'd love to show it off in our classrooms!

What to include:

- **Neat presentation** – use your best handwriting or type it if you like.
- **Add something colourful** – a drawing, map, chart or picture to go with your writing.
- **Extra WOW!** – you can make something to go with your project, like a model, mask, cake, diorama, video or jewellery. Be creative!

Suggested weekly steps:

Week 1

Look at the ideas on your homework menu or think of your own. Read or talk about the topic to get inspired. Choose what your project will be about and how you'll show it - maybe a fact sheet, booklet, slideshow, model or even a short play!

Week 2

Start finding out more and write down some notes. You could begin a drawing or poster too.

Week 3

Keep researching and start writing your first draft using your notes.

Week 4

Ask a grown-up or friend to read your work and give you advice. Make it even better by checking your spelling, punctuation and sentences. Then write it up neatly.

Week 5

Add your final touches! Finish any pictures or models. Ask someone to check it one last time - then hand it in knowing it's your very best!

We're so excited to celebrate your hard work. Keep going, take pride, and enjoy the journey - your ideas are amazing and your learning matters!